








## COOL FIN LED IP66 MODULAR SERIES


PRODUCT	TYPE	LEGACY MODEL #	WATTAGE	TOTAL LUMEN OUTPUT	# OF LEDS	INPUT VOLTAGE	STANDARD BEAM PATTERN
	ROADWAY/PARKING	CFSLPM30	<b>30</b>	2700	14pcs LED - 1 Bar	UNIV 110-277V	A2 - TYPE II MED
	ROADWAY/PARKING	CFSLPM60	<b>60</b>	5400	28pcs LED - 2 Bar	UNIV 110-277V OR 34V-480V	A2 - TYPE II MED
	ROADWAY/PARKING	CFSLPM90	<b>90</b>	8100	42pcs LED - 3 Bar	UNIV 110-277V OR 34V-480V	A2 - TYPE II MED
	ROADWAY/PARKING	CFSLPM120	<b>120</b>	10800	56pcs LED - 4 Bar	UNIV 110-277V OR 34V-480V	A2 - TYPE II MED
	ROADWAY/PARKING	CFSLPM150	<b>150</b>	13500	70pcs LED - 5 Bar	UNIV 110-277V OR 34V-480V	A2 - TYPE II MED
	ROADWAY/PARKING	CFSLPM180	<b>180</b>	16200	84pcs LED - 6 Bar	UNIV 110-277V OR 34V-480V	A2 - TYPE II MED
	ROADWAY/PARKING	CFSLPM210	<b>210</b>	18900	98pcs LED - 7 Bar	UNIV 110-277V OR 34V-480V	A2 - TYPE II MED
	ROADWAY/PARKING	CFSLPM240	<b>240</b>	21600	112pcs LED - 8 Bar	UNIV 110-277V OR 34V-480V	A2 - TYPE II MED
	ROADWAY/PARKING	CFSLPM270	<b>270</b>	24300	126pcs LED - 9 Bar	UNIV 110-277V OR 34V-480V	A2 - TYPE II MED
	ROADWAY/PARKING	CFSLPM300	<b>300</b>	27000	140pc LED - 10 Bar	UNIV 110-277V OR 34V-480V	A2 - TYPE II MED


	WALL PACKS	CFFLP30	<b>30</b>	2700	14pcs LED - 1 Bar	UNIV 110-277V OR 34V-480V	A2 - TYPE II MED
	WALL PACKS	CFFLP60	<b>60</b>	5400	28pcs LED - 2 Bar	UNIV 110-277V OR 34V-480V	A2 - TYPE II MED
	WALL PACKS	CFFLP90	<b>90</b>	8100	42pcs LED - 3 Bar	UNIV 110-277V OR 34V-480V	A2 - TYPE II MED
	WALL PACKS	CFFLP120	<b>120</b>	10800	56pcs LED - 4 Bar	UNIV 110-277V OR 34V-480V	A2 - TYPE II MED
	WALL PACKS	CFFLP150	<b>150</b>	13500	70pcs LED - 5 Bar	UNIV 110-277V OR 34V-480V	A2 - TYPE II MED

 PENDANT OR SURFACE MOUNT	HIGH BAY	CFHBM30	<b>30</b>	2700	14pcs LED - 1 Bar	UNIV 110-277V	T3 - TYPE I SHORT
	HIGH BAY	CFHBM60	<b>60</b>	5400	28pcs LED - 2 Bar	UNIV 110-277V OR 34V-480V	T3 - TYPE I SHORT
	HIGH BAY	CFHBM90	<b>90</b>	8100	42pcs LED - 3 Bar	UNIV 110-277V OR 34V-480V	T3 - TYPE I SHORT
	HIGH BAY	CFHBM120	<b>120</b>	10800	56pcs LED - 4 Bar	UNIV 110-277V OR 34V-480V	T3 - TYPE I SHORT
	HIGH BAY	CFHBM150	<b>150</b>	13500	70pcs LED - 5 Bar	UNIV 110-277V OR 34V-480V	T3 - TYPE I SHORT
	HIGH BAY	CFHBM180	<b>180</b>	16200	84pcs LED - 6 Bar	UNIV 110-277V OR 34V-480V	T3 - TYPE I SHORT
	HIGH BAY	CFHBM210	<b>210</b>	18900	98pcs LED - 7 Bar	UNIV 110-277V OR 34V-480V	T3 - TYPE I SHORT
	HIGH BAY	CFHBM240	<b>240</b>	21600	112pcs LED - 8 Bar	UNIV 110-277V OR 34V-480V	T3 - TYPE I SHORT
	HIGH BAY	CFHBM270	<b>270</b>	24300	126pcs LED - 9 Bar	UNIV 110-277V OR 34V-480V	T3 - TYPE I SHORT
	HIGH BAY	CFHBM300	<b>300</b>	27000	140pc LED - 10 Bar	UNIV 110-277V OR 34V-480V	T3 - TYPE I SHORT

PRODUCT	TYPE	LEGACY MODEL #	WATTAGE	TOTAL LUMEN OUTPUT	# OF LEDS	INPUT VOLTAGE	STANDARD BEAM PATTERN
	RECESSED	<b>CFCFR30</b>	<b>30</b>	2700	14pcs LED - 1 Bar	UNIV 110-277V	T4 - TYPE I MEDIUM
	RECESSED	<b>CFCFR60</b>	<b>60</b>	5400	28pcs LED - 2 Bar	UNIV 110-277V OR 34V-480V	T4 - TYPE I MEDIUM
	RECESSED	<b>CFCFR90</b>	<b>90</b>	8100	42pcs LED - 3 Bar	UNIV 110-277V OR 34V-480V	T4 - TYPE I MEDIUM

	WALL/POLE MOUNT	<b>CFFLM30</b>	<b>30</b>	2700	14pcs LED - 1 Bar	UNIV 110-277V	A2 - TYPE II MED
	WALL/POLE MOUNT	<b>CFFLM60</b>	<b>60</b>	5400	28pcs LED - 2 Bar	UNIV 110-277V OR 34V-480V	A2 - TYPE II MED
	WALL/POLE MOUNT	<b>CFFLM90</b>	<b>90</b>	8100	42pcs LED - 3 Bar	UNIV 110-277V OR 34V-480V	A2 - TYPE II MED

	BRACKET MOUNT	<b>CFUBFL30</b>	<b>30</b>	2700	14pcs LED - 1 Bar	UNIV 110-277V	T3 - TYPE I SHORT
	BRACKET MOUNT	<b>CFUBFL60</b>	<b>60</b>	5400	28pcs LED - 2 Bar	UNIV 110-277V OR 34V-480V	T3 - TYPE I SHORT
	BRACKET MOUNT	<b>CFUBFL90</b>	<b>90</b>	8100	42pcs LED - 3 Bar	UNIV 110-277V OR 34V-480V	T3 - TYPE I SHORT
	BRACKET MOUNT	<b>CFUBFL120</b>	<b>120</b>	10800	56pcs LED - 4 Bar	UNIV 110-277V OR 34V-480V	T3 - TYPE I SHORT
	BRACKET MOUNT	<b>CFUBFL150</b>	<b>150</b>	13500	70pcs LED - 5 Bar	UNIV 110-277V OR 34V-480V	T3 - TYPE I SHORT
	BRACKET MOUNT	<b>CFUBFL180</b>	<b>180</b>	16200	84pcs LED - 6 Bar	UNIV 110-277V OR 34V-480V	T3 - TYPE I SHORT
	BRACKET MOUNT	<b>CFUBFL210</b>	<b>210</b>	18900	98pcs LED - 7 Bar	UNIV 110-277V OR 34V-480V	T3 - TYPE I SHORT
	BRACKET MOUNT	<b>CFUBFL240</b>	<b>240</b>	21600	112pcs LED - 8 Bar	UNIV 110-277V OR 34V-480V	T3 - TYPE I SHORT
	BRACKET MOUNT	<b>CFUBFL270</b>	<b>270</b>	24300	126pcs LED - 9 Bar	UNIV 110-277V OR 34V-480V	T3 - TYPE I SHORT
	BRACKET MOUNT	<b>CFUBFL300</b>	<b>300</b>	27000	140pc LED - 10 Bar	UNIV 110-277V OR 34V-480V	T3 - TYPE I SHORT

	<b>BRACKET ADAPTOR FOR MODULAR CFSLPM SERIES</b>	<b>CFBRAMOD</b>	ALL WATTAGES				
---	--	-----------------	--------------	--	--	--	--



### AVAILABLE OPTIONS

POWER	OPTICS	OPTICS- STREET HEAD	HOUSING	BRACKET	ACCESSORIES
Z1- (120-277V AC)	A2- 150° - 75°	A3 - TYPE III LONG	GREY	CL- Canopy, High Bay	PHOTOCELL AVAILABLE ON SOME MODELS
Z3- (347-480V AC)	A3- 155° - 100°	A2 - TYPE II MEDIUM	BLACK	FL - Flood Light	
	T3- 95° - 85°	T3 - TYPE I SHORT	WHITE	RL - Recessed	
	T4- 145° - 95°	T4 - TYPE I MEDIUM	BRONZE	TL - Tunnel Light	
				PL - Pole Mount	
				WL - Wallmount	

HEAD OFFICE - EDMONTON

18805 87A Ave  
Edmonton AB T5T 5Z7  
ph: 780 - 905 - 3970  
Fax 780-489-9441

BC REGIONAL HEAD OFFICE

9338 Lochside Drive  
Sidney, BC V8L 1N7  
PH: 250 - 213-5070  
Fax 250 - 656-1392

